

Home Elevators



ABOUT CIBES | SYMMETRY A PART OF CIBES LIFT GROUP

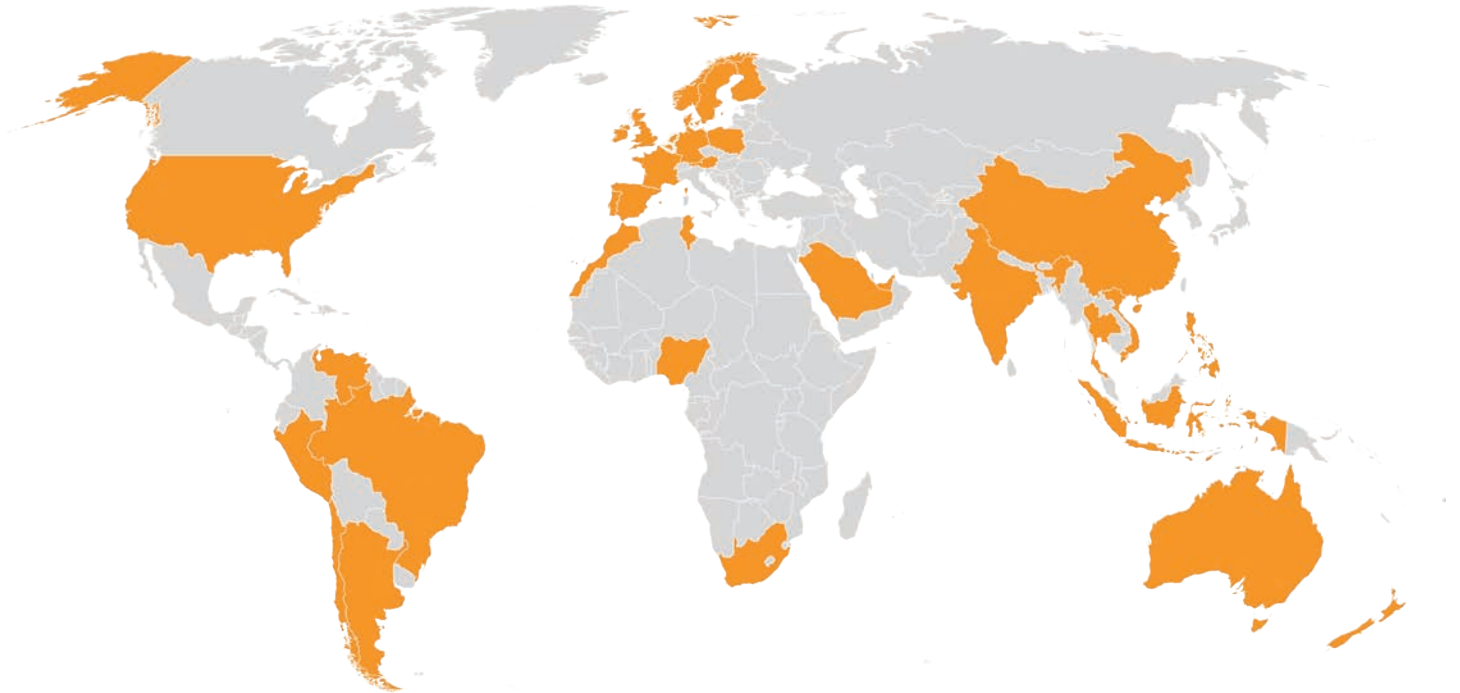
Our company was founded in 2008, by an entrepreneurial group of people, driven by the vision of elevating life across the US. Today, Symmetry has become a household name for elevators in North America, with high rankings on the Forbes List for Best Home Elevators.

In 2022, we joined forces with global Swedish elevator manufacturer Cibes Lift Group and became Cibes Symmetry. Together, we offer you close to a century of consolidated knowledge, combining Swedish innovation and design with US craftsmanship and expertise. Our wide range of ADA and ASME compliant elevating solutions are manufactured in the US and in Sweden and distributed through our nationwide network of authorized dealers.



We provide beautifully crafted, expertly engineered accessibility related products across America. We market our residential elevators, home and commercial lifts, and low-rise commercial elevators through an exclusive network of carefully chosen Cibes Symmetry Partners.

CIBES LIFT GROUP A GLOBAL SALES NETWORK



PRESENT IN:

UNITED STATES OF AMERICA | SWEDEN | NORWAY | FINLAND | FRANCE | UNITED KINGDOM | GERMANY | DENMARK | NETHERLANDS | SPAIN | AUSTRIA | BELGIUM | PORTUGAL | POLAND | IRELAND | MALTA | DUBAI | CHINA | VIETNAM | THAILAND | INDONESIA | PHILIPPINES | CAMBODIA | INDIA | SAUDI ARABIA | QATAR | BAHRAIN | EGYPT | SOUTH AFRICA | NIGERIA | MOROCCO | TUNISIA | AUSTRALIA | NEW ZEALAND | COLUMBIA | BRAZIL | PERU | CHILE | ARGENTINA |

CIBES SYMMETRY ELEVATORS ACROSS THE USA



KANSAS



FLORIDA



VIRGINIA

CIBES SYMMETRY ADVANTAGES:

- › Proudly made in the U.S.A. 🇺🇸
- › The most customizable elevator on the market
- › Represented by the finest, professional distribution network, factory trained to ensure the highest quality service
- › Available with an industry leading three-year limited parts warranty

CUSTOMIZATION

SELECT YOUR CAR STYLE



FLAT PANEL

The Flat panel car offers an unlimited opportunity to be customized and trimmed right in your home to complement your style.


SHAKER PANEL

Modeled after the simplistic design and rugged durability of the Shaker culture, the Shaker panels embellish the elevator with their clean lines and subtle nuance.

WOODS



Birch
(Standard)



Red Oak
(Standard)



Maple



Alder



Cherry



Hickory

Colors illustrated may vary due to print or digital technology

CUSTOMIZATION

WOOD SPECIES & FINISH



RECESSED PANEL

Providing flat central panels adorned by a raised border, the Recessed panel will add depth and elegance to any elevator



RAISED PANEL

Manufactured by skilled craftsmen, the sweeping contours in the panels, accented by offset border trim, makes the all hardwood Raised panel car stand out.

WOODS


STAINS (Shown on Red Oak)



Walnut



White Oak



Clear Coat



Country Pine



Golden Oak



Traditional Cherry

DOOR CUSTOMIZATION

TWO AND THREE SPEED DOORS



Brushed Stainless Steel
3 Speed Landing Door



Brushed Stainless Steel
3 Speed Car Door



Black Framed Glass
3 Speed Car Door



Cast Bronze
2 Speed Landing Door



White Powder coat
2 Speed Landing Door

FINISH OPTIONS



Beige
(Standard)



Brushed
Stainless Steel



RAL Color

ALSO AVAILABLE IN:

- › Car door only or cab and landing door
- › Framed glass panels

Colors illustrated may vary due to print or digital technology

To see more custom elevator options please reach out to your local Symmetry representative.

DOOR CUSTOMIZATION

SYMMETRY SAFETY 3 PANEL DOOR




Shown with Optional Clear Vision Panel



Standard

FINISH OPTIONS



Black
(Standard)



Brushed
Stainless Steel




RAL Color

ALSO AVAILABLE IN:

- › Power car door operation
- › Vision Panels
- › Multiple Finish Options
- › Light curtain

DOOR CUSTOMIZATION


ENTERPRISE COLLAPSIBLE GATE



Classic Collapsible Gate




Pearl



Diamond and Pearl

FINISH OPTIONS



Black
(Standard)



Brushed
Stainless Steel



RAL Color

WEBBING OPTIONS



Classic



Pearl



Diamond &
Pearl

Colors illustrated may vary due to print or digital technology

DOOR CUSTOMIZATION ACCORDION DOORS

The Accordion Door is offered as a standard feature on our residential elevators.



White Laminate



Clear Acrylic



Light Oak



White w/Clear Acrylic



White w/Clear Acrylic


COLORS OPTIONS & MATERIALS



Light Oak Laminate
(Standard)



Birch Laminate



White Laminate

ALSO AVAILABLE IN:

- › Laminate panels in Dark Oak, Chalk, Antique White, Cherry, Walnut or Black
- › Unfinished or finished matching hardwood veneer
- › Clear or Smoked acrylic
- › Solid or Perforated aluminum
- › Clear or Bronze anodized aluminum hardware

CUSTOMIZATION

COP, HALL STATIONS & OPTIONS



Car Operating Panels (COP)



Phone Boxes



Specialty Fixtures




Hall Stations



Recessed LED Lights with Trim



Interlocks



Handrails

METALS



Brushed
Stainless
Steel
(Standard)



Polished
Stainless
Steel




Brushed Brass




Polished Brass




Oil Rubbed Brass



Blackened
Stainless
Steel



Black



Vintage
Bronze

Colors illustrated may vary due to print or digital technology

To see more custom elevator options please reach out to your local Symmetry representative.

OVERVIEW

OUR TECHNOLOGIES

STANDARD FEATURES

- › Travel: Maximum of 50'0" (minimum 12" between stops)
- › Speed: 40 fpm
- › Rated Capacity: 1,000 lbs
- › Stops: Two
- › Opening: Single

SAFETY FEATURES

- › Motor controller supply disconnects
- › In-car emergency stop switch and alarm
- › Safety switch for car gates/doors
- › Battery backup emergency car lights and alarm
- › Electro-mechanical hoistway door interlocks
- › Enhanced gate/bypass monitor
- › Unauthorized hoistway entry detection



INLINE GEAR DRIVE

Does not require a machine room, taking up less space in your home.

HYDRAULIC DRIVE

One of the most popular choices for homeowners looking for the quietest ride.

WINDING DRUM

Time tested and technology approved drive for homes.



Cibes | symmetry

Cibes Symmetry is a beautifully crafted, expertly engineered accessibility-related product line proudly made in the U.S.A. at Bella Elevator, LLC since 2008. Promoted and sold by our exclusive nationwide network of carefully selected Symmetry partners and associates, Symmetry offers residential elevators, vertical platform lifts (VPL), limited use/limited application (LULA) elevators and vertical reciprocating conveyors (VRC).